

25th October, 2016

**The Secretary,
BSE Limited
Corporate Relationship Department
1st Floor, New Trading Ring
Rotunda Building
P.J.Towers, Dalal Street, Fort,
Mumbai-400 001**

**The Manager
Listing Department
National Stock Exchange of India Limited
Exchange Plaza, Bandra-Kurla Complex
Bandra (East)
Mumbai - 400 051**

Scrip Code : 523207

Scrip Code : KOKUYOCLN

Dear Sir/Madam,

Pursuant to Regulation 33 of the SEBI (Listing Obligations and Disclosure Requirements) Regulations, 2015, we enclose a copy of Unaudited Financial Results for the second quarter and half year ended 30th September, 2016 duly approved by the Board of Directors in their Meeting held today alongwith Limited Review Report for the said period.

Further, the above said Board of Directors Meeting commenced at 12.30 p.m. and concluded at 4.05 p.m.

This is for your information and record.

Thank you,

for KOKUYO CAMLIN LIMITED



**RAVINDRA DAMLE
VICE PRESIDENT (CORPORATE)
& COMPANY SECRETARY**

Encl: a/a


Statement of Standalone Unaudited Financial Results for the quarter and half year ended ended September 30th, 2016

Part I

(Rs. Lakhs)

Sr. No.	Particulars	Unaudited				Audited Previous Accounting Year ended 31.03.2016	
		Quarter ended		Half year ended			
		30.09.2016	30.06.2016	30.09.2015	30.09.2016	30.09.2015	
1	Income from operations						
	a) Net sales / Income from operations (Net of Excise Duty)	12,933.47	18,843.69	12,957.73	31,777.16	31,443.75	61,302.12
	b) Other operating income	24.55	52.80	19.68	77.35	44.52	116.60
	Total Income from operations (Net)	12,958.02	18,896.49	12,977.41	31,854.51	31,488.27	61,418.72
2	Expenses						
	a) Cost of Materials consumed	5,660.12	6,533.45	5,956.64	12,193.57	12,066.87	23,697.34
	b) Purchase of Stock-in-Trade	2,585.01	5,075.39	2,620.64	7,660.40	7,004.75	14,407.48
	c) Changes in inventories of Finished Goods, Work-in-Process and Stock-in-Trade	(418.52)	325.63	(880.01)	(92.89)	592.56	62.08
	d) Employee benefits expense	1,671.27	1,728.27	1,609.45	3,399.54	3,237.07	6,659.52
	e) Depreciation and Amortisation Expense	302.97	300.25	297.61	603.22	594.49	1,186.22
	f) Other Expenses	3,528.49	4,078.37	3,364.74	7,606.86	7,082.78	14,138.70
	Total Expenses	13,329.34	18,041.36	12,969.07	31,370.70	30,578.52	60,151.34
3	Profit/Loss from Operations before Other Income, Finance Costs and Exceptional Items (1-2)	(371.32)	855.13	8.34	483.81	909.75	1,267.38
4	Other Income	85.70	116.80	155.17	201.88	309.99	536.58
5	Profit/Loss from Ordinary activities before Finance Costs and Exceptional Items (3+4)	(285.62)	971.93	163.51	685.69	1,219.74	1,803.96
6	Finance Costs	267.00	315.79	254.35	582.79	537.29	1,072.91
7	Profit / (Loss) from ordinary activities after Finance Costs but before Exceptional Items (5-6)	(552.62)	656.14	(90.84)	102.90	682.45	731.05
8	Exceptional Items	-	-	-	-	-	-
9	Profit / (Loss) from Ordinary Activities before tax (7-8)	(552.62)	656.14	(90.84)	102.90	682.45	731.05
10	Tax Expenses						
	Current Income Tax - MAT	(78.48)	78.48	-	-	-	-
	Deferred Tax	(184.27)	219.26	(30.56)	34.99	235.22	209.57
	MAT Credit entitlement	78.48	(78.48)	-	-	-	-
	Prior Years - Income Tax	-	(0.62)	-	(0.62)	-	(4.42)
11	Net Profit / (Loss) from Ordinary Activities after tax (9-10)	(368.35)	437.50	(60.28)	68.53	447.23	525.90
12	Extraordinary Items	-	-	-	-	-	-
13	Net Profit / (Loss) for the Period (11-12)	(368.35)	437.50	(60.28)	68.53	447.23	525.90
14	Paid-up Equity Share Capital (Face Value of Re 1/- per Share)	1,003.04	1,003.04	1,003.04	1,003.04	1,003.04	1,003.04
15	Reserves excluding Revaluation Reserves (as per Balance Sheet of previous accounting year)	-	-	-	-	-	20,830.64
16	Earnings per Share - Basic (RS.)	(0.37)	0.44	(0.06)	0.07	0.45	0.52
	-Diluted (RS.)	(0.37)	0.44	(0.06)	0.07	0.45	0.52
	(See accompanying notes to the Financial Results)	(Non annualised)	(Non annualised)	(Non annualised)	(Non annualised)	(Non annualised)	

[Signature]



Statement of Standalone Assets and Liabilities (Unaudited)

Particulars	(Rs. Lakhs)	
	As at 30.09.2016 (Unaudited)	As at 31.03.2016 (Audited)
A. EQUITY AND LIABILITIES		
1. Shareholders' Funds		
a) Share Capital	1,003.04	1,003.04
b) Reserves and surplus	20,899.15	20,830.64
Subtotal - Shareholders' funds	21,902.19	21,833.68
2. Non-Current Liabilities		
a) Long-term borrowings	2,095.27	2,581.82
b) Other long-term liabilities	1,201.14	1,152.77
c) Long-term provisions	348.63	317.41
Subtotal - Non-current liabilities	3,645.04	4,052.00
3. Current liabilities		
a) Short-term borrowings	5,883.92	6,858.48
b) Trade payables	7,481.01	9,926.19
c) Other current liabilities	2,263.89	1,862.51
d) Short-term provisions	233.82	215.04
Subtotal - Current liabilities	15,862.64	18,862.22
TOTAL EQUITY AND LIABILITIES	41,409.87	44,747.90
B. ASSETS		
1. Non-current Assets		
a) Fixed assets	14,539.63	13,009.26
b) Non-current investments	16.88	16.88
c) Deferred Tax Asset (Net)	449.67	484.66
d) Long-term loans and advances	2,644.15	1,630.11
e) Other Non-current assets	46.72	21.18
Subtotal - Non-current assets	17,697.05	15,162.09
2. Current assets		
a) Inventories	12,885.90	12,437.19
b) Trade receivables	5,945.62	9,099.55
c) Cash and cash equivalents	3,618.35	6,727.50
d) Short-term loans and advances	1,234.18	1,190.15
e) Other current assets	28.77	131.42
Subtotal - Current assets	23,712.82	29,585.81
TOTAL ASSETS	41,409.87	44,747.90

NOTES:

- The above results have been reviewed by the Audit Committee and approved by Board of Directors of the Company at its meeting held on October 25, 2016. The statutory auditors have carried out a limited review of the results for the quarter ended September 30th, 2016.
- The entire operations of the Company comprise a single business segment i.e. "Consumer Products". The Company operates only in India and the entire operations of the Company constitute a single geographical segment i.e. India.
- Previous period figures have been reclassified in conformity with the classifications of the current period results.
- Details of utilisation of proceeds of the rights issue aggregating to Rs 10,323.66 lacs is summarised(as per regulation 32 of SEBI (Listing Obligation and Disclosures Requirement) Regulations 2015.

Particulars	Total Issue Size	Estimated Net Utilisation			Actual Utilisation upto September 30,2016
		FY 2014	FY 2015	FY 2016	
1. Land	1,564.10	1,564.10	-	-	1,627.32
2. Building and Civil Works	5,833.60	1,166.70	2,916.80	1,750.10	5,464.06
3. Plant and Machinery	1,385.30	-	277.10	1,108.20	281.46
4. General Corporate Purpose	2,037.70	1,000.00	500.00	537.70	1,187.36
5. Issue Expenses	174.70	174.70	-	-	167.23
Total	10,995.40	3,905.50	3,693.90	3,396.00	8,727.43

The above variation is on account of delay in project implementation and there is no deviation from the objects stated in the offer


Pending utilisation, net proceeds of rights issue have been invested in bank deposits as mention herein below.

	(Rs. Lakhs)
Time Deposits and balances in current account	1,596.23

PLACE : MUMBAI
DATED : October 25th, 2016.
Email address for investors complaints: investorrelations@kokuyocamlin.com



FOR KOKUYO CAMLIN LIMITED


DILIP DANDEKAR
CHAIRMAN & EXECUTIVE DIRECTOR

B. K. KHARE & Co.

CHARTERED ACCOUNTANTS

T + 91 022 22000607/7318/6360

+ 91 022 66315835/36

F + 91 022 2200 3476

E info@bkkhareco.com

706/708, Sharda Chambers New Marine

Lines, Mumbai - 400 020, India

Limited Review Report


The Board of Directors
Kokuyo Camlin Limited
Mumbai

We have reviewed the accompanying statement of unaudited standalone financial results of Kokuyo Camlin Limited for the quarter and half year ended September 30, 2016 ("the Statement"). This Statement is the responsibility of the Company's management and has been approved by the Board of Directors. Our responsibility is to issue a report on the standalone results for the quarter and half year ended September 30, 2016 based on our review.

We conducted our review in accordance with the Standard on Review Engagements (SRE) 2410, "Review of Interim Financial Information Performed by the Independent Auditor of the Entity" issued by the Institute of Chartered Accountants of India. This standard requires that we plan and perform the review to obtain moderate assurance as to whether the financial statements are free of material misstatement. A review is limited primarily to inquiries of company personnel and analytical procedures applied to financial data and thus provide less assurance than an audit. We have not performed an audit and accordingly, we do not express an audit opinion.

Based on our review conducted as above, nothing has come to our attention that causes us to believe that the accompanying Statement of unaudited financial results prepared in accordance with the applicable accounting standards specified under Section 133 of the Companies Act, 2013 read with rule 7 of the Companies (Accounts) Rules, 2014 (as amended) and other recognised accounting practices and policies has not disclosed the information required to be disclosed in terms of Regulation 33 of the SEBI (Listing Obligations and Disclosure Requirements) Regulations, 2015 including the manner in which it is to be disclosed, or that it contains any material misstatement.

For B. K. Khare & Co.
Chartered Accountants
Firm Registration No. 105102W


Himanshu Chapsey
Partner
Membership No. 105731
Mumbai, October 25, 2016

**Pune**

T + 91 020 60601005/6/7/8/9
+ 91 020 25666932/32926341
E bkkpune@bkkhareco.com
Hotel Swaroop, 4th Floor,
Lane No.10, Prabhat Road,
Erandwane, Pune - 411 004, India

Bengaluru

T + 91 80 41105357
E bkkbengaluru@bkkhareco.com
101, Money Chambers,
1st Floor, # 6 K. H. Road,
Shanthinagar,
Bengaluru - 560027, India

New Delhi

T + 91 011 4905 7624
E bkkdelhi@bkkhareco.com
A - 4, Westend,
Rao Tula Ram Marg,
New Delhi - 110021,
India